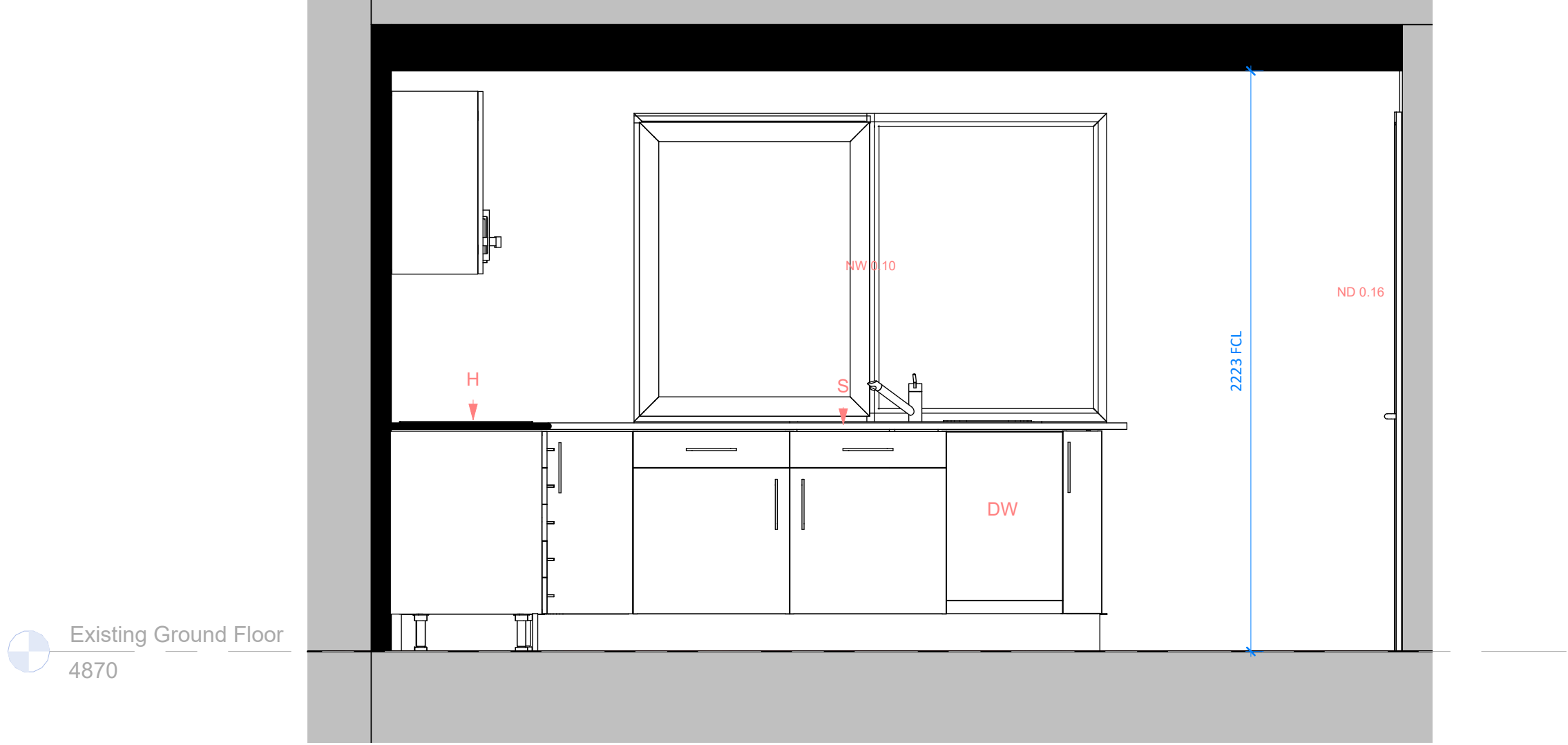


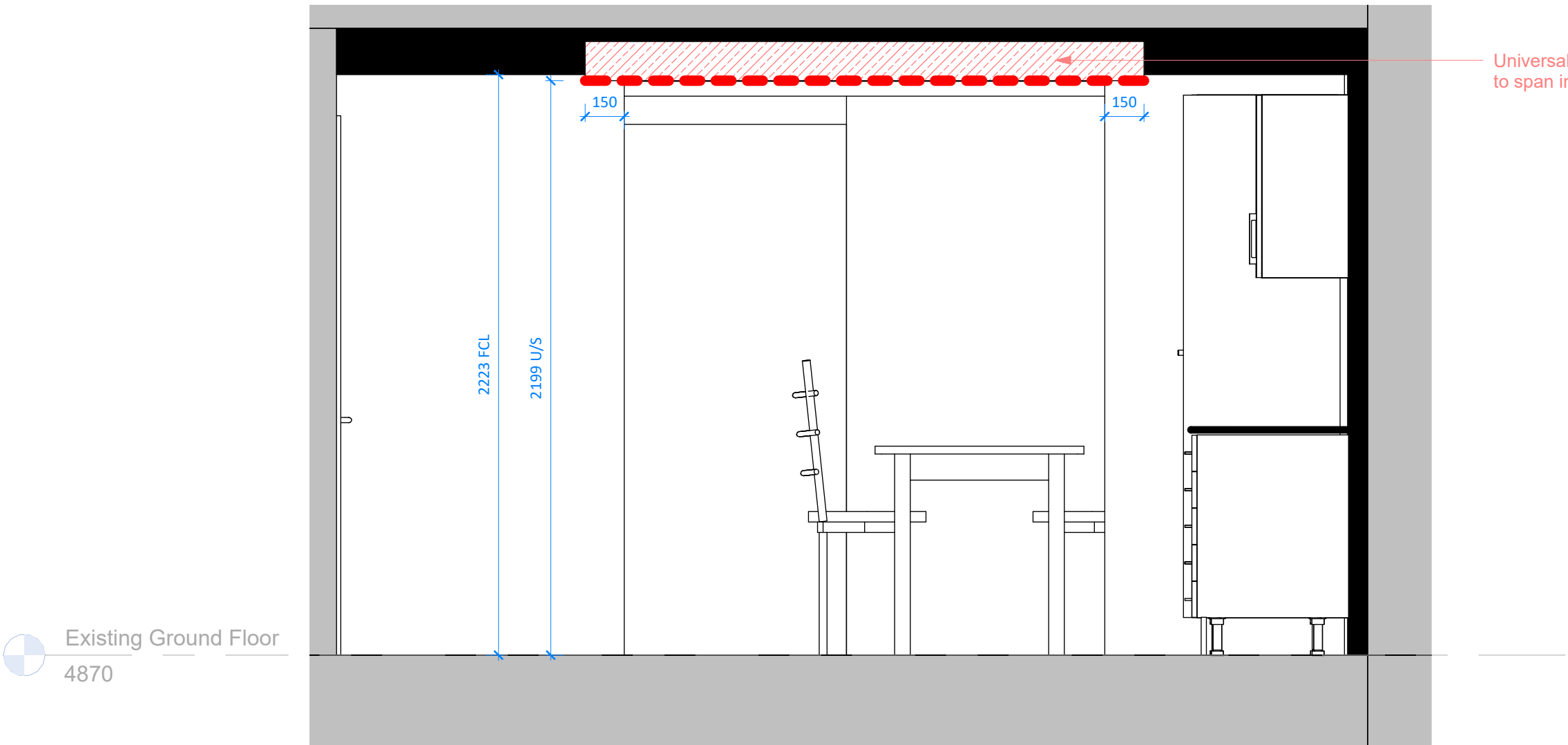
A 14 - Kitchen Elevation A
1 : 20



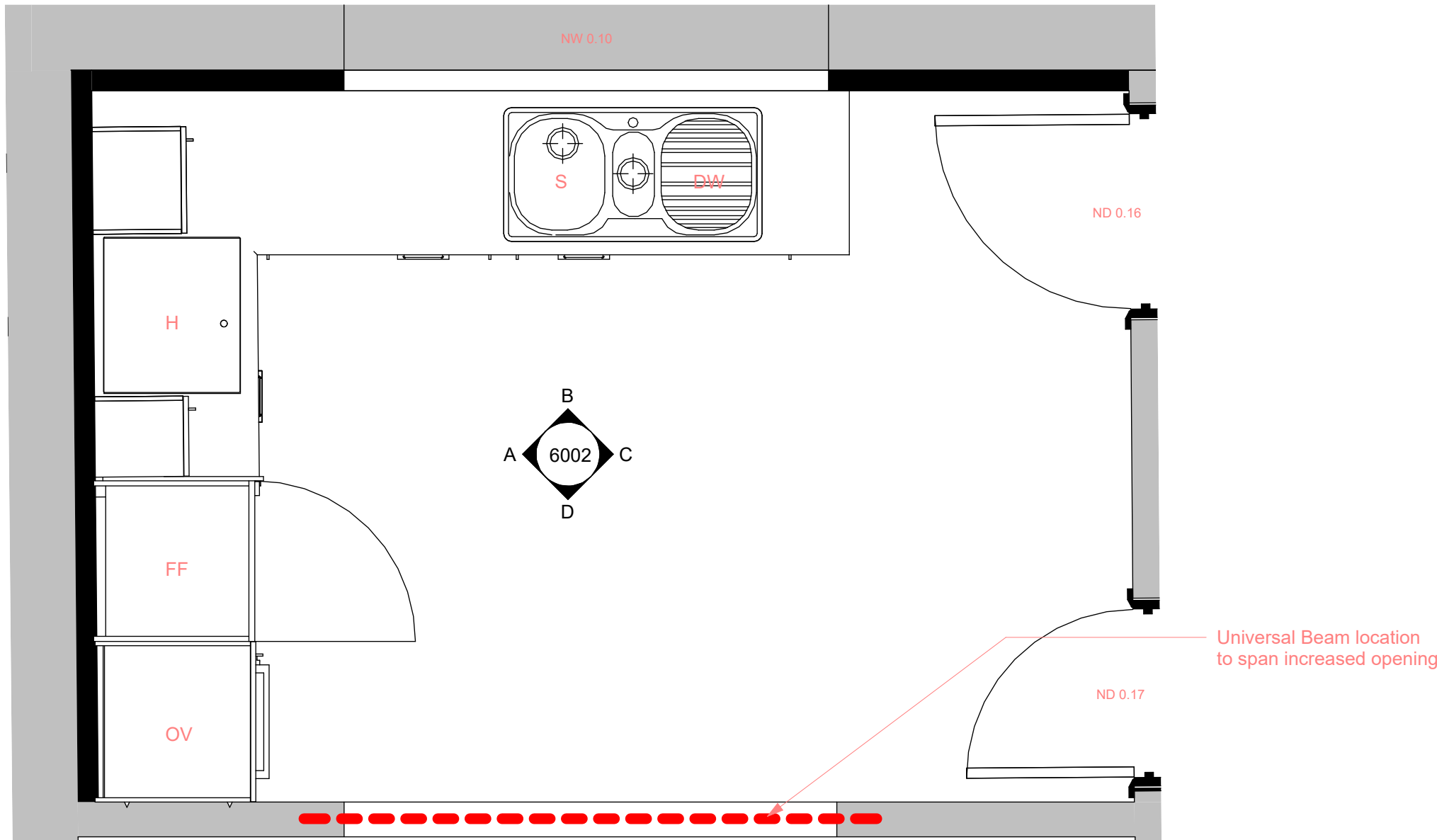
B 14 - Kitchen Elevation B
1 : 20



C 14 - Kitchen Elevation C
1 : 20



D 14 - Kitchen Elevation D
1 : 20



1 14 - Kitchen Plan
1 : 20

Contractors to check all dimensions on drawings.

Any discrepancies must be reported to KTA Architects Ltd or the contract administrator before proceeding.

Do not scale except for planning purposes, work to figured dimensions.

A Fire Consultant must be appointed for this project. KTA drawings & schedules to be read in conjunction with the Fire Consultant Fire Strategy Report.

The Fire Strategy Report takes precedence over any KTA drawing or schedule & any discrepancy should be brought to KTA's attention.

This drawing must be read in conjunction with all relevant consultants drawings.

This drawing is © KTA Architects Ltd.

| Revision Schedule | | | |
|-------------------|---------------|----------------------|-----------------------|
| Revision Number | Revision Date | Revision Description | Issued/ Authorised by |
| T1 | 22/08/2025 | Stage 4 Tender Issue | GH/AC |

**TENDER ISSUE
NOT FOR CONSTRUCTION**

Drawings issued for tender purposes only.

Not to be used for construction.

This drawing forms part of a coordinated package issued for tender purposes in accordance with RIBA Stage 4. All specifications, schedules, and consultant drawings must be read in conjunction. The contractor is responsible for ensuring full coordination between trades.

Existing layouts are based upon third-party survey data including SUMO Plan Survey and Currie Brown refurbishment drawings. Due to the nature and format of this information, dimensions shown are indicative only.

The contractor is responsible for confirming all critical site dimensions and conditions prior to commencement of fabrication, installation, or ordering of materials. Any discrepancies are to be reported immediately to the design team.

Key

- Existing
- Proposed
- Tiled Wall

- DW Compact Dishwasher
- FF Fridge / Freezer
- WM Washing Machine
- OV Oven
- H Hob
- S Sink
- HWC Hot Water Cylinder
- EX Extraction Hood
- R Radiator
- TV Television
- TR Towel Rail
- T Toilet
- SH Shower
- SH/B Bath with overhead shower
- OB Obscure Glazing
- M Mirror
- TH Toilet Roll Holder

KTA
Architects | Urban Designers

Winslade House, Winslade Park, Manor Drive,
Clyst St. Mary, Exeter, EX5 1FY

Tel: 01392 360338
Email: kt@kta.uk.com
Web: www.kta.uk.com

Project
Park House Isles of Scilly

Title
Flat 2 - Kitchen

| | | | |
|--------------------------------------------|-------------------|-----------------------|------|
| Author GH | Chkd by AC | Scale As indicated | @ A1 |
| Project 24129 | Status Stage 4 | | |
| Drawing number 24129-KTA-F2-GF-C-A-6002 | T1 | | |

OMP 128 v1.0 - 24/11/2022